


Some useful accessibility features in iPads


(for more info go to BDAtech.org and see Contact Articles)

Text to speech (TTS) text can be spoken when **selected** i.e. on a web page etc - choose **speak** from the pop up options.

To change the speech settings, go to settings - general - accessibility - speech

The speed , voice (follow **English** arrow to change), **highlighting style** and colour can all be changed

Voice recognition - iPads can produce short pieces of Text from dictation using the microphone icon  next to the spacebar on the iPad onscreen keyboard. (Try it in an e mail or notes) As well as typing what you say you can give short commands like " new line" and "full stop". It will read back what you have written. This is a very basic version of Dragon.

Simplifying Websites pages - some web pages are full of adverts making it difficult to read key information. If there is this icon  (reader view) in the top left hand of the web address , clicking it will remove any text not related to the key information.

Other useful options found in **Settings** , **general** - **accessibility**:

text size -- larger text

display accommodations - colour , tint overlay , intensity

shake to undo - found beneath keyboard option

Seeing AI is a FREE app worth having on an iPad or iPhone as it will scan and read any text in any place Go to app store

Apple or similar smart pens can write notes that can be converted to text

©Useful features of iPad , Windows and MS Word –
V Crivelli Worcester Dyslexia Parent Support Group HWDA

Some useful accessibility features in Windows

and MS Word (for more info - BDAtech.org, Contact Articles)

To find useful accessibility features in Windows go to **Settings** and **select Ease of Access options**

Here you can enable and make changes to:


Display colours and brightness Colour filters and contrast

Magnification Cursor / pointer size Dictation

For Text to speech (reading text) options for voice, speed etc are found in **Settings** and **Time and Language** options




Useful features latest MS Word (365)

Office Dictation basic voice recognition, with some useful commands ,click on mic icon, make sure it is switched on in settings)

Talking spellchecker (follow arrow by suggestions and click on speaker icon )

Read aloud speech (found in Review ribbon)

Learning Tools (found in **View Ribbon**) - copy and paste any text and **immersive reading tools** will read aloud , change colour background , text and line spacing , help with syllables and change column width (some Dyslexics prefer narrow columns) to make text more accessible.

Quick Access Toolbar (top LHS of screen with  &  icons) Use the **customise tool** at the end of row (down arrow ) to select and keep favourite tools , e.g. speak, line spacing, dictate etc to be available easily all the time)

©Useful features of iPad , Windows and MS Word –
V Crivelli Worcester Dyslexia Parent Support Group HWDA

